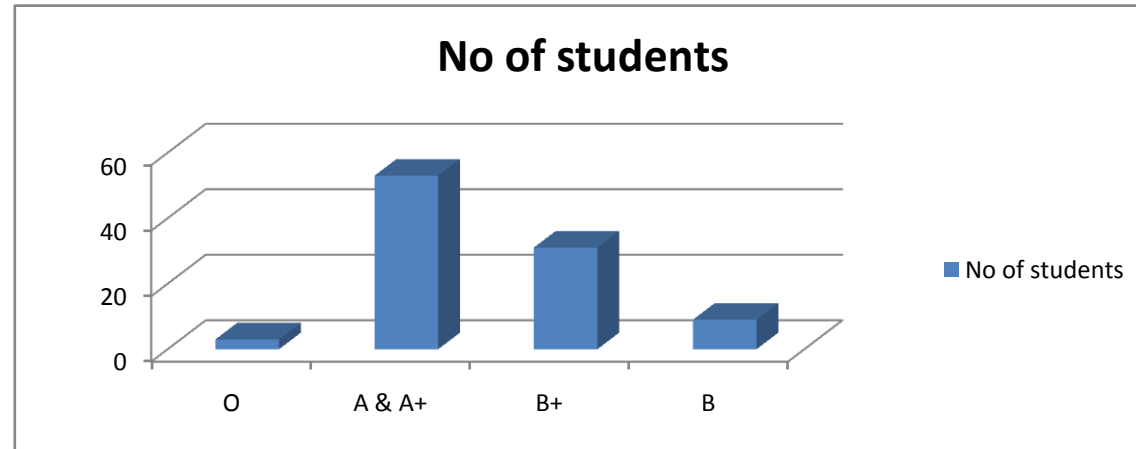


SURANA DEGREE COLLEGE													
RESULT ANALYSIS OF B.COM 2017-18													
I SEM 2017-18													
COURSE	TOTAL NU	Outstanding		Dist&Exem A &A+		I CLASS B+		II CLASS B		III CLASS C Grd		TOTAL PASS	
		No	%	No	%	No	%	No	%	NUM	%	No	%
B.com													
I SEM	197	3	2	53	27	31	16	9	5	0	0.0	96	49

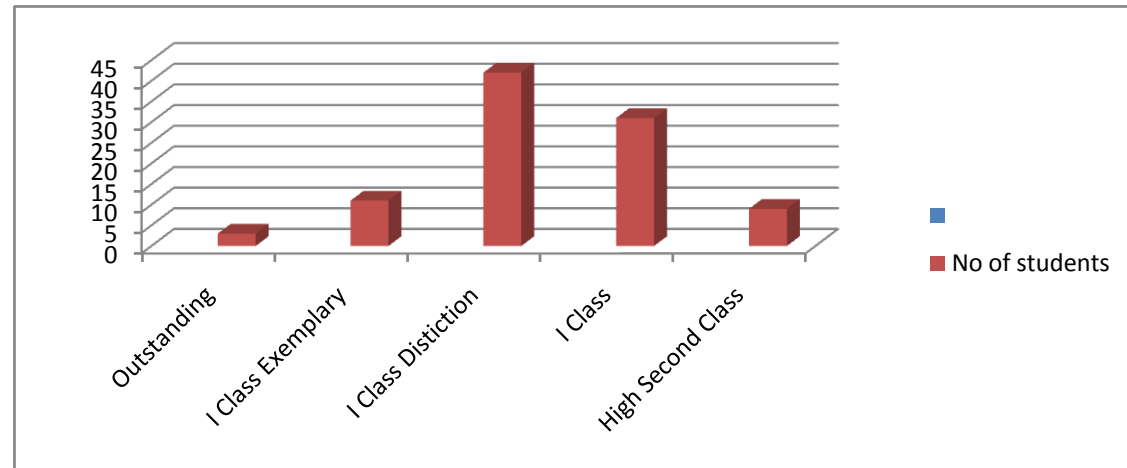
I SEM B.COM 2017-18

I SEM B.COM 2017-18

GRADES	No of students
O	3
A & A+	53
B+	31
B	9
Total	101



POSITION	No of students
Outstanding	3
I Class Exemplary	11
I Class Distiction	42
I Class	31
High Second Class	9
Total	96



SURANA DEGREE COLLEGE											
RESULT ANALYSIS OF B.COM 2017-18(ODD SEM)											
COURSE	TOTAL NUMBER OF STUDENTS	Outstanding	Dist&Exem A &A-		I CLASS B+		II CLASS B		TOTAL PASS		
		No	%	No	%	No	%	No	%	No	%
I SEM	197	3	2	53	27	31	16	9	5	96	49.0
III SEM	190	0	0.00	53	27.9	50	26.3	8	4.2	116	61.0
V SEM	172	1	0.58	55	32.0	50	29.1	7	4.1	121	70.0

COURSE	Outstanding	Dist&Exe	I CLASS B+	II CLASS B	TOTAL PASS
B.com					
I SEM	3	53	31	9	96
III SEM	0	53	50	8	116
V SEM	1	55	50	7	121
TOTAL	4	161	131	24	333

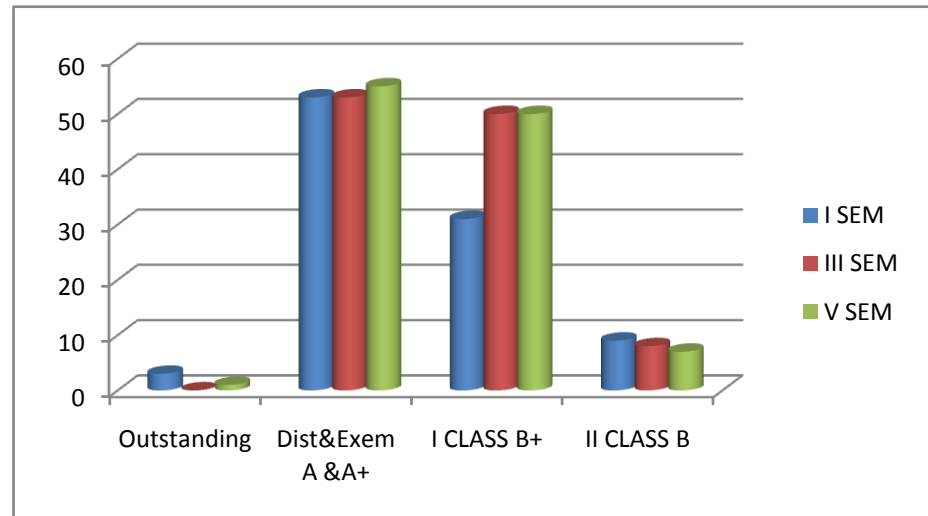
APPROX 40% OF STUDENTS HAVE PASSED WITH DISTINCTION AND EXEMPLARY GRADES

ANALYSIS

There is an increase in V sem results from 66% to 70% as compared to last year.
 There is an increase in III sem results from 41% to 61% as compared to last year.
 There is an increase in I sem results from 46% to 49% as compared to last year.

We have 3 outstanding students in I semester - NISHA T, SANJANA C S, SUDARSHAN A
 1 outstanding student in V semester- ARBAAZ KHAN

B.COM ODD SEM 2017-18

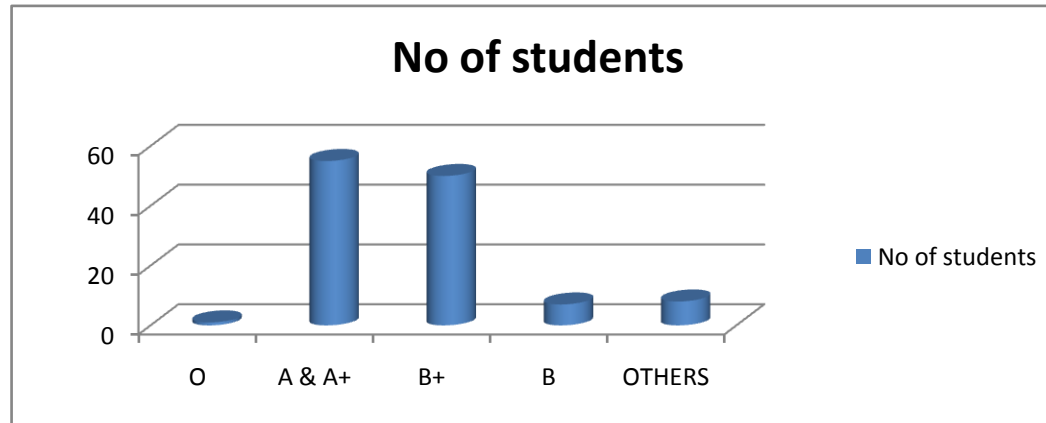


SURANA DEGREE COLLEGE													
RESULT ANALYSIS OF B.COM 2017-18													
V sem results 2017-18													
COURSE	TOTAL NU	Outstanding		Dist&Exem A &A+		I CLASS B+		II CLASS B		III CLASS C Grd		TOTAL PASS	
B.com				No	%	No	%	No	%	NUM	%	No	%
V SEM	172	1	0.58	55	32.0	50	29.1	7	4.1	8	4.7	121	70.3

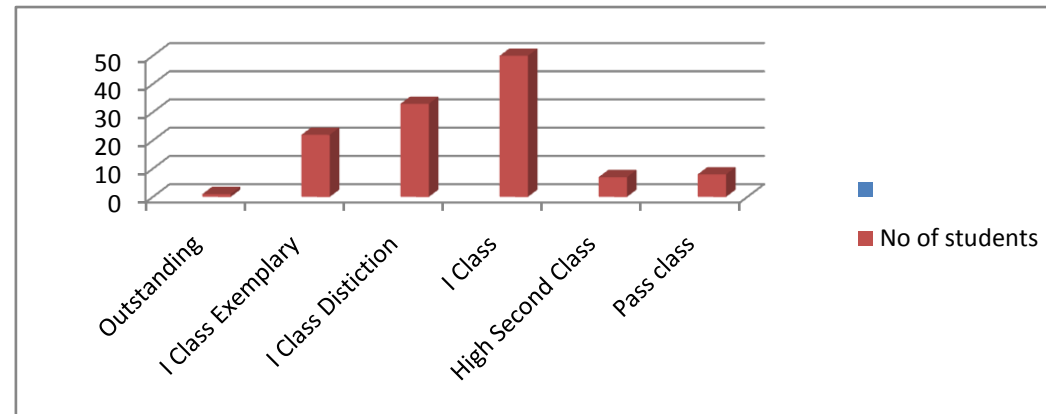
V SEM B.COM 2017-18

V SEM B.COM 2017-18

GRADES	No of students
O	1
A & A+	55
B+	50
B	7
OTHERS	8
Total	121



POSITION	No of students
Outstanding	1
I Class Exemplary	22
I Class Distiction	33
I Class	50
High Second Class	7
Pass class	8
Total	121



Surana College
Result Analysis 2017-18

Observational report I SEM BA			
	HEP	HTJ	JOP
No of students enrolled	21	11	23
Absent for all subjects	8	1	1
Appeared for exam	13	10	22
No of students passed in I class A+ grade	1	0	0
No of students passed in I class ,Distinction A grade	1	2	8
No of students passed in I class ,B +grade	3	2	6
No of students who secured II class ,B grade	0	1	0
No of students who had to reappear	8	5	8
Total passes	5	5	14
Pass percentage	38%	50%	64%

Total no of students failed in any			
1 subject	5	1	6
2 subjects	1	1	2
3 subjects	2	1	0
4 subjects	0	1	0
5 subjects	0	1	0

Surana College
Result Analysis 20171-18

Observational report III Sem BA			
	HEP	HTJ	JOP
No of students enrolled	20	14	13
Absent for all subjects	3	1	1
Appeared for exam	17	13	12
No of students passed in I class A+ grade	0	1	0
No of students passed in I class ,Distinction A grade	4	3	7
No of students passed in I class ,B +grade	3	4	2
No of students who secured II class ,B grade	1	0	0
No of students who had to reappear	9	5	3
Total passes	8	8	9
Pass percentage	47%	62%	75%
Total no of students failed in any			
1 subject	3	3	2
2 subjects	3	2	1
4 subjects	1	0	0
5 subjects	1	0	0
6 subjects	1	0	0

Surana College
Result Analysis 20171-18

Observational Report – V Semester BA			
	HEP	HTJ	JOP
No of students enrolled	14	16	8
Absent for all subjects	1	4	1
Appeared for exam	13	12	7
No of students passed in I class A+ grade	0	1	0
No of students passed in I class ,Distinction A grade	1	1	1
No of students passed in I class ,B +grade	5	4	4
No of students who secured II class ,B grade	1	0	1
Pass class	0	0	1
No of students who had to reappear	6	6	0
Total passes	7	6	7
Pass percentage	54%	50%	100%
Total no of students failed in any			
1 subject	3	4	0
2 subjects	3	0	0
4 subjects	0	1	0
6 subjects	0	1	0

OBSERVATIONAL REPORT – BCA RESULTS 2017

OBSERVATIONAL REPORT REGARDING RESULT ANALYSIS OF 1ST SEM BCA, 3RD SEM BCA AND 5TH SEM BCA :

1ST SEM BCA REPORT:

Total number of students enrolled for semester 1 2017 were **118** out of which 1 was absent for all the exams and total **117** students appeared for all the examinations.

Out of 117,

- **57 students** scored **DISTINCTION above 70%**. Out of this 57, **26 students** scores lies between **79% to 89%** and the remaining **31 students** score ranges from **70% to 78.9%**.
- **23 Students** scored 1st class **60% to 69.9%**
- **81 students passed**
- **36 students failed.**

Total number of passed students : 81 and total failed 36. Therefore **pass percentage is 69%** for the 1st semester BCA 2017 BATCH.

3RD SEM BCA REPORT:

Total number of students enrolled for semester 3 2017 were **119** out of which 2 were absent for all the exams and total **117** students appeared for all the examinations.

Out of 117,

- **2 students** were outstanding who scored **above 90%**
- **69 students** scored **DISTINCTION above 70%**. Out of this 69, **19 students** scores lies between **79% to 89%** and the remaining **50 students** score ranges from **70% to 78.9%**.
- **22 Students** scored 1st class **60% to 69.9%**
- **5 Students** scored 2nd class **50% to 59.9%**
- **98 students passed**
- **19 students failed.**

Total number of passed students : 98 and total failed 19. Therefore **pass percentage is 84%** for the 3rd semester BCA 2017 BATCH

5th SEM BCA REPORT:

Total number of students enrolled for semester 5 2017 were **109** out of which 3 were absent for all the exams and total **106** students appeared for all the examinations.

Out of 106,

- **2 students were outstanding who scored above 90%**
- **53 students scored DISTINCTION above 70%. Out of this 53, 22 students scores lies between 79% to 89% and the remaining 31 students score ranges from 70% to 78.9%.**
- **21 Students scored 1st class 60% to 69.9%**
- **76 students passed.**
- **30 students failed.**

Total number of passed students : 76 and total failed 30. Therefore **pass percentage is 72%** for the 5th semester BCA 2017 BATCH

Observational report

Bsc CBBt results 2017

Observational report regarding result analysis of 1stsem Bsc , 3rd sem Bsc and 5th sem Bsc

1stsemBsc report: total number of students enrolled for semester 1 2017 where 18 out of which was 1 was absent for all the exams and total 17 students appeared for all the examinations.

Out of 17,

CHEMISTRY

- Total number of students appeared is 17
- Distinction is 01
- Total number of students passed is 14
- Total number of students failed is 03
- The total pass percentage is 82%

BOTANY

- Total number of students appeared is 17
- Distinction is 03
- Total number of students passed is 14
- Total number of students failed is 03
- Total percentage is 82%

BIOTECHNOLOGY

- Total number of students appeared is 17
- Distinction is 02
- Total number of students passed is 16
- Total number of students failed is 01
- Total percentage is 94%

3rdsem

CHEMISTRY

- Total number of students appeared is 11
- Distinction is 02
- Total number of students passed is 11
- Total number of students ailed is –
- Total percentage is 100%

BOTANY

- Total number of students appeared is 10
- Distinction is 02
- Total number of students passed is 08
- Total number of students failed is 02
- Total percentage is 80%

BIOTECHNOLOGY

- Total number of students appeared is 10
- Distinction 02
- Total number of students passed is 10
- Total number of students failed is –
- Total percentage is 100%

5th sem

CHEMISTRY-P-5

- Total number of students appeared is 11
- Distinction is 01
- Total number of students passed is 10
- Total number of students failed is 01
- Total percentage is 91%

CHEMISTRY-P-6

- Total number of students appeared 11
- Distinction is 01
- Total number of students passed is 08
- Total number of students failed is 03
- Total percentage is 73%

BOTANY-P-5

- Total number of students appeared is 11
- Distinction is -
- Total number of students passed is 07
- Total number of students failed is 04
- Total percentage is 64%

BOTANY-P-6

- Total number of students appeared id 11

- Distinction is 03
- Total number of students passed is 11
- Total number of students failed is –
- Total percentage is 100%

BIOTECHNOLOGY-P-5

- Total number of students appeared is 11
- Distinction is 01
- Total number of students passed is 07
- Total number of students failed is 03
- Total percentage is 73%

BIOTECHNOLOGY-P-6

- Total number of students appeared is 11
- Distinction is 01
- Total number of students passed is 10
- Total number of students ailed is 01
- Total percentage is 91%

OBSERVATIONAL REPORT – BSc RESULTS 2017

OBSERVATIONAL REPORT REGARDING RESULT ANALYSIS OF 1ST SEM BSc, 3RD SEM BSc AND 5TH SEM BSc :

1ST SEM BSc REPORT:

Total number of students enrolled for semester 1 2017 were 23 and all students appeared for all the examinations.

Out of 23,

- **5 students** scored **DISTINCTION above 70%**. Out of this 2 students scored 86 %and 82%.
- **18 students failed.**

Total number of passed students : 05 and total failed 18. Therefore **pass percentage is 22%** for the 1st semester BSc 2017 BATCH.

3rd SEM BSc REPORT:

Total number of students enrolled for semester 3 2017 were 17 out of which one student absent for all the exams and total **16** students appeared for all the examinations.

Out of 16,

- **2 students** were outstanding who scored **above 80%**
- **03 students** scored **DISTINCTION above 70%**.
- **04 Students** scored 1st class **60% to 69.9%**
- **1 Student** scored 2nd class 58%
- **06 students failed.**

Total number of passed students :10 and total failed 06. Therefore **pass percentage is 62%** for the 3rd semester BSc 2017 BATCH

5th SEM BSc REPORT:

Total number of students enrolled for semester 5 2017 were 14 .all 14 students appeared for all the examinations.

Out of 14,

- **One student result was outstanding who scored above 88%**
- **4 students Scored First Class Exemplary, Scored 80% -82%**
- **3 students scored DISTINCTION above 70%.**
- **One Student scored 1st class 65%**
- **05 students failed.**

Total number of passed students : 09 and total failed 05. Therefore **pass percentage is 64%** for the 5st semester BSc 2017 BATCH

RESULTY ANALYSIS REPORT – III SEM MCOM – ODD 2017 – 18

100% RESULT

SPECILIZATION	SUBJECT	NAME OF THE FACULTY
Common Subject	Business Ethics & Corporate Governance	Prof. Narendra K
Accounting and Taxation	Corporate Financial Reporting	Prof. Sameer Das
Accounting and Taxation	Strategic Cost Management	Dr. Lalitha / Madhura Yadav C
Accounting and Taxation	Direct Taxes & Planning	Prof. Venkanna
Finance And Banking	Financial Markets	Prof. Narendra K
Open Elective	Co-operative Management	Prof. Narendra K

Subject-wise Percentage

SUBJECT	TOTAL NO OF STUDENTS	PASS	FAIL	PASS %	NAME OF THE FACULTY
Accounting For Managerial Decision	9	6	3	67%	Dr. Lalitha / Madhura Yadav C
Financial Services	24	23	1	96%	Dr. Lalitha / Madhura Yadav C
Security Analysis	24	23	1	96%	Prof. Harish S
Portfolio Management	24	20	4	83%	Prof. Harish S



SURANA COLLEGE

POST GRADUATE DEPARTMENTS

Department of MBA

Observational report:

III Semester MBA (2016 – 18 Batch):

Subject	Subject Code	No. of appeared	No. of Absent	Pass	Fail	FCD >= 70	FC >= 60	SC 50-60%	Pass %	Fail %	FCD %	FC %	SC %
Strategic Management & Corporate Governance	3.1	39	0	39	0	2	13	24	100	0	5	33	62
Projects and Operations Management	3.2	39	0	39	0	7	26	6	100	0	18	67	15
Indian Financial System	F1	17	0	17	0	1	9	7	100	0	6	53	41
Corporate Tax Planning & Management	F2	17	0	17	0	4	10	3	100	0	24	59	18





Corporate Valuation & Restructuring	F3	17	0	16	1	2	7	7	94	6	12	41	41
Retailing Mangement & Services	M1	15	0	15	0	3	10	2	100	0	20	67	13
Consumer Behaviour	M2	15	0	15	0	1	8	6	100	0	7	53	40
Rural & Agricultural Marketing	M3	15	0	15	0	3	9	3	100	0	20	60	20
Learning & Development	H1	7	0	7	0	2	4	1	100	0	29	57	14
Industrial & Employee Relations	H2	7	0	7	0	0	7	0	100	0	0	100	0
Performance Management System	H3	7	0	7	0	0	4	3	100	0	0	57	43
Cyber Space	3.9	39	0	39	0	14	14	11	100	0	36	36	28
Project Work		39	0	39	0	29	10	0	100	0	74	26	0

There is only one student who has failed in one subject. The student has applied for revaluation.



I Semester MBA (2017 – 19 Batch):

Subject	Subject Code	No. of appeared	No. of Absent	Pass	Fail	FCD >= 70	FC > =60	SC 50-60%	Pass %	Fail %	FCD %	FC %	SC %
Economics for Managers	1.1	102	1	101	2	2	35	63	99	2	2	34	62
Organizational Behaviour	1.2	102	1	102	0	14	44	44	100	0	14	43	43
Accounting for Managers	1.3	102	1	99	3	6	34	59	97	3	6	33	60
Statistics for Management	1.4	102	1	100	2	23	46	31	98	2	23	45	31
Marketing for Customer Value	1.5	102	1	102	0	4	41	57	100	0	4	40	56
Business & Industry	1.6	102	1	100	2	16	45	39	98	2	16	44	39
Communication Skills	1.7	102	1	102	0	5	63	34	100	0	5	62	33

Reason for Failure: The students who were failed were irregular for the classes.

Corrective measure: Follow up is done with the parents of failed students.



Department of Post Graduate studies in Psychology

Surana College

Observational report

I Semester 2017 :

No failures . No remedial actions taken

III Semester 2017 :

1 student has failed in the open elective offered by the Management Department, Management Perspectives. The student has opted for reevaluation hence no action has been taken by the department.